












# BUILDING SPECIFICATIONS

10 DWELLINGS AND COMERCIAL LOCALS  
C/ ELCHE ESQ. C/ MARQUÉS DE MOLINS - SANTA POLA

-  **Structure:**  
Reinforced concrete foundation slab and waffle slabs in accordance with EHE.
  
-  **Wall cladding:**  
On the outside, brickwork of ½ foot thick of ceramic brick 25\*11\*9 cm, thermal insulation, and interior folding of hollow brick partition 25\*12\*7 cm.  
Separation between dwellings with double ceramic brick partition 25\*11\*9 cm and 50mm rock wool.  
Decorative exterior cladding on street façade.  
Enclosures of inner courtyard finished with single-layer mortar.
  
-  **Flooring - Cladding:**  
Large-format porcelain tiles with AENOR certification stamp throughout the house OR synthetic Parador-type laminate flooring.  
Floor-to-ceiling ceramic tiling in wet rooms with AENOR certification stamp.  
Plaster ceiling throughout the dwelling.
  
-  **Interior carpentry:**  
White lacquered interior doors. Armoured front door with security lock.  
Monoblock wardrobe with sliding doors with front white lacquered panels.
  
-  **Exterior carpentry:**  
Anodized stainless-steel aluminium with thermal break. Double glazing.  
Slatted shutter in thermal aluminium slats and motor drive.
  
-  **Paintwork:**  
Smooth paint on walls and ceilings throughout the house.
  
-  **Electrical installation:**  
Installation according to R.E.B.T. electrification degree 5,2 KW. Jung mechanisms or similar.  
Video Intercom and telecommunications installation with fiber optics.
  
-  **Bathroom fittings - Taps:**  
Ceramic vitrified tiles with built-in cistern. Top quality taps.  
Domestic hot water and air conditioning by aerothermal system according to CTE.
  
-  **Kitchen furniture:**  
Fitted kitchens, with worktop in granite, Silestone or similar and extractor hood.
  
-  **Roof:**  
Inverted walkable flat roof, paved with hydraulic tiles.
  
-  **Elevator:**  
Electric elevator for 8 people with automatic doors.